



These adhesive corners are resistant to shocks and are aesthetics. They are installed in angle in order to protect walls exposed to an intense traffic of trolleys in access areas or in storage zones (hospital, clinics, laboratories, elders' homes, clean rooms,...).

Characteristics

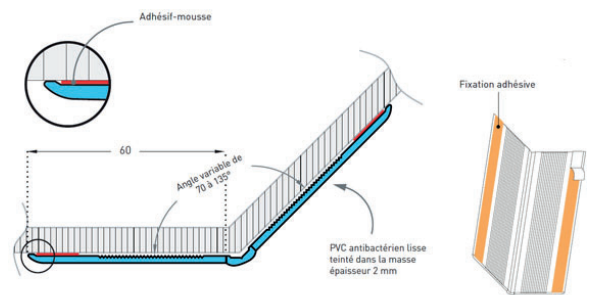
These angle protections are delivered with adhesive for a better resistance and durability of adhesives. The PROTECTA corner is universal and complies with all angle from 70° to 160°.

Protecta 2

Corner with adhesive and flexible border in PVC

- Width of wing 60 x 60 mm 2.36" x 2.36" (internal side)
- Length 1,3 m 4.3', 2 m 6.6' or 4 m 13.12'

Protecta 2 32 coloris



Profila 30

Corner at 90° with adhesive and flexible border in PVC

- Width of wing 30 x 30 mm 1.2" x 1.2" (internal side)
- Length 1,3 m 4.3', 2 m 6.6' or 4 m 13.12'

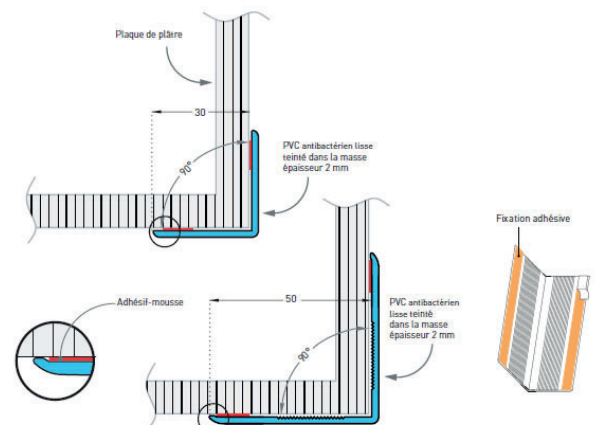
Profila 50

Corner at 90° with adhesive and flexible border in PVC

- Width of wing 50 x 50 mm 2" x 2" (internal side)
- Length 1,3 m 4.3', 2 m 6.6' or 4 m 13.12'




Profila 30/Profila 50 32 coloris



Cornéa 60

Angle iron at 90° with PVC border on pre-drilled aluminium plate

- Wing widths 60 x 60 mm (internal side)
- Length 1,3 m, 2 m or 4 m



Cornea 31 coloris

